

Immigrants

ECONOMICS



Source: Fact About North Carolina Farmworkers; retrieved at <http://www.ncfarmworkers.org/2012/06/facts-about-north-carolina-farmworkers/>

IMMIGRANTS & THE ECONOMY

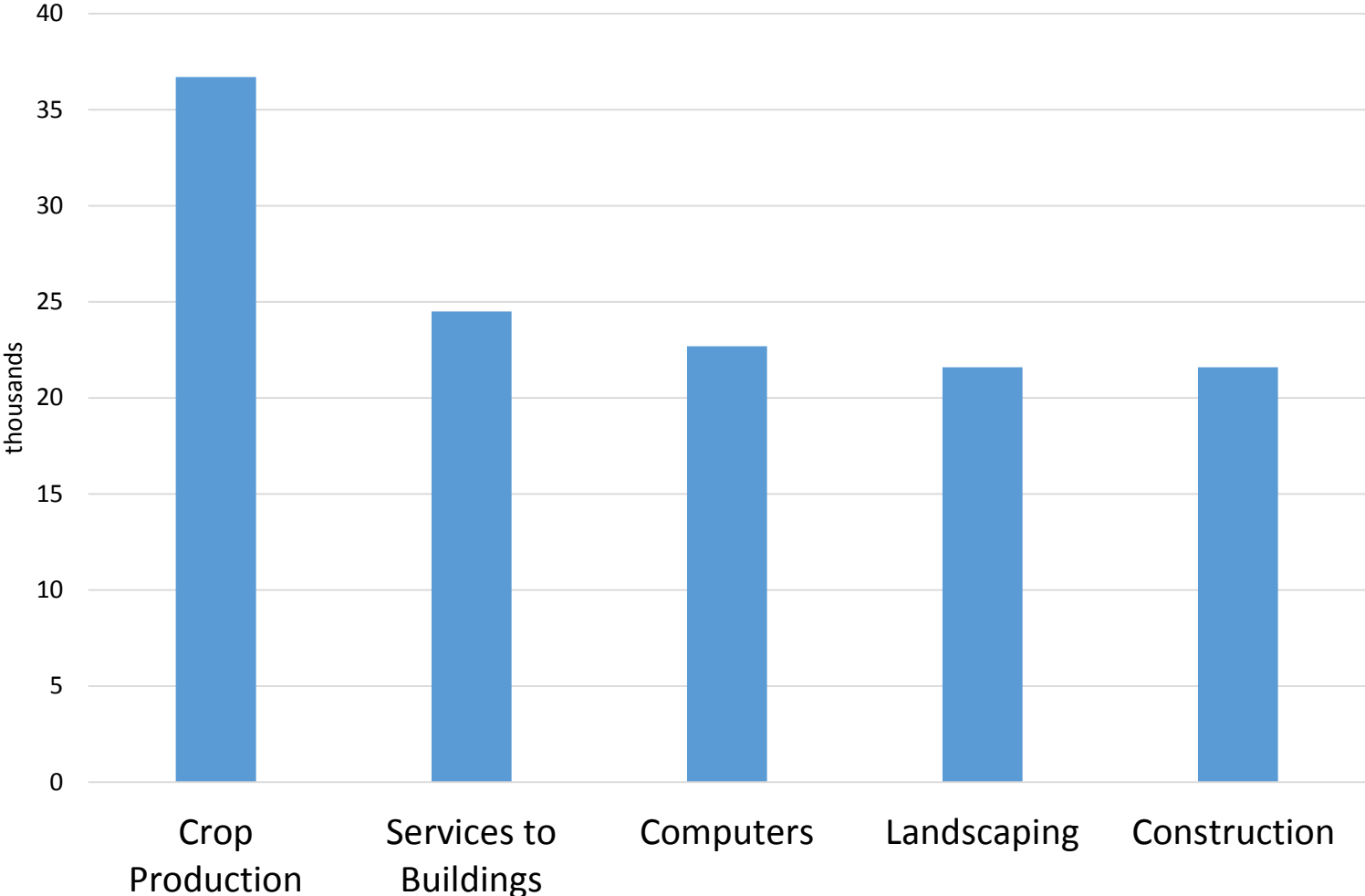
\$5.1B Taxes Paid 2014

49,447 Self-employed generating \$972M in business income in 2104

120,828 Employees at Immigrant-Owned Firms

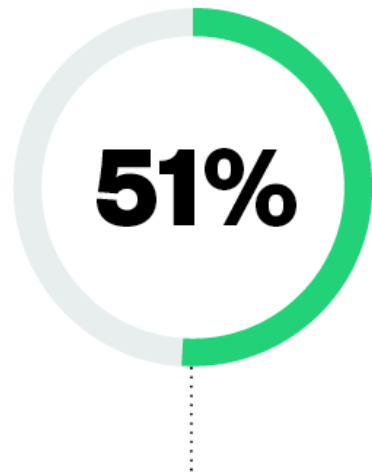
38.5% Fortune 500 Companies in N.C. founded by immigrants

Top Industries with Highest Share of Foreign-Born Workers



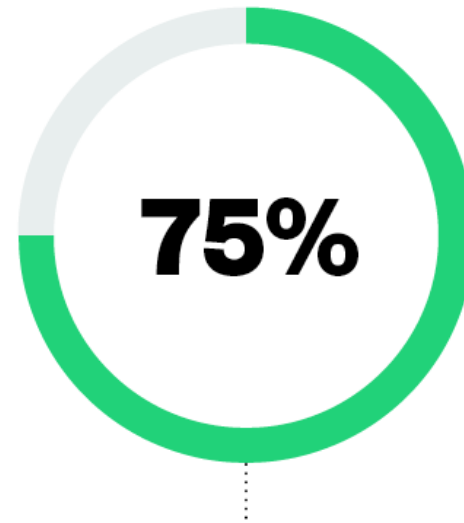
Source: Contributions of New Americans in North Carolina, 2016

Want one reason immigration is such an economic boon?



of native-born workers in North Carolina are working age (25-64 years old).


vs.



of foreign-born workers in North Carolina are working age.

How many jobs are immigrants creating in North Carolina?

120,828 people are employed at companies owned by immigrants.



★ = 100 people

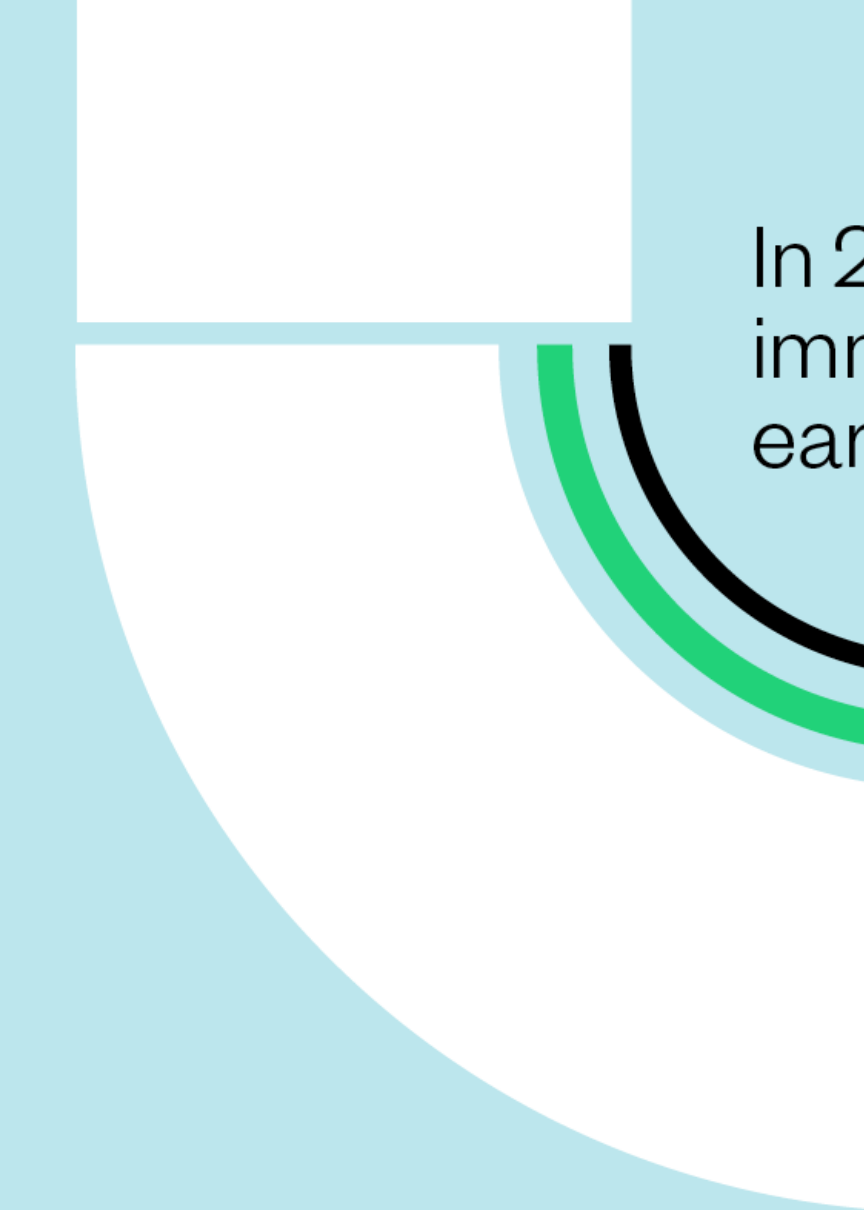


In 2014, immigrants
in North Carolina
earned **\$19.3 billion**.

\$1.5 billion went to state and local taxes.

\$3.6 billion went to federal taxes.

Leaving them **\$14.2 billion**
in spending power.



In 2014, undocumented immigrants in North Carolina earned **\$4.6 billion**.

\$201.8 million went to state and local taxes.

\$309.2 million went to federal taxes.

Leaving them
\$4.1 billion
in spending power.

**View More Data About North Carolina,
District 8**

MAP THE IMPACT

Source: <http://www.newamericaneconomy.org>

Immigrant Residents	44,166
Immigrant Share of Population	6.0%
Immigrant Taxes Paid (2014)	\$196.4M
Immigrant Spending Power (2014)	\$612.5M
Immigrant Entrepreneurs	1,591
Immigrant Share Ranking	291 of 435

Immigrant Household Income **\$808.8M**

Taxes Paid **\$196.4M**

— State & Local Taxes **\$64.7M**

— Federal Taxes **\$131.6M**

Total Spending Power **\$612.5M**

COMMUNITY MEMBERS



North Carolina is home to **749,426 immigrants.**

7.6% of North Carolinians are foreign-born.

11.2% of North Carolinians are Latino or Asian.

VOTERS

31.9%

of immigrants in North Carolina are naturalized U.S. Citizens and are potential voters.

ENTREPRENEURS

8.6% of all business owners in North Carolina are foreign-born.

\$1.7 BILLION in total net business income is generated by immigrant businesses in North Carolina.

ECONOMIC CONTRIBUTORS

- ➔ Latinos and Asians in North Carolina have purchasing power of **\$25.7 BILLION.**
- ➔ Undocumented immigrants pay **\$253.1 MILLION** in North Carolina state and local taxes.
- ➔ North Carolina would lose **\$14.5 BILLION** in economic activity, **\$6.4 BILLION** in gross state product, and approximately **101,414 JOBS** if all undocumented immigrants were removed.

"A different language is a
different vision of life."

Frederico Fellini

LANGUAGE

Complete the form on your table please

Please complete this form:

10. Today's date using European format:

9. Height in cm:

8. Weight in kilos:

7. When is your birthdate?

6. Your occupation:

2. What is your mother's maiden name?

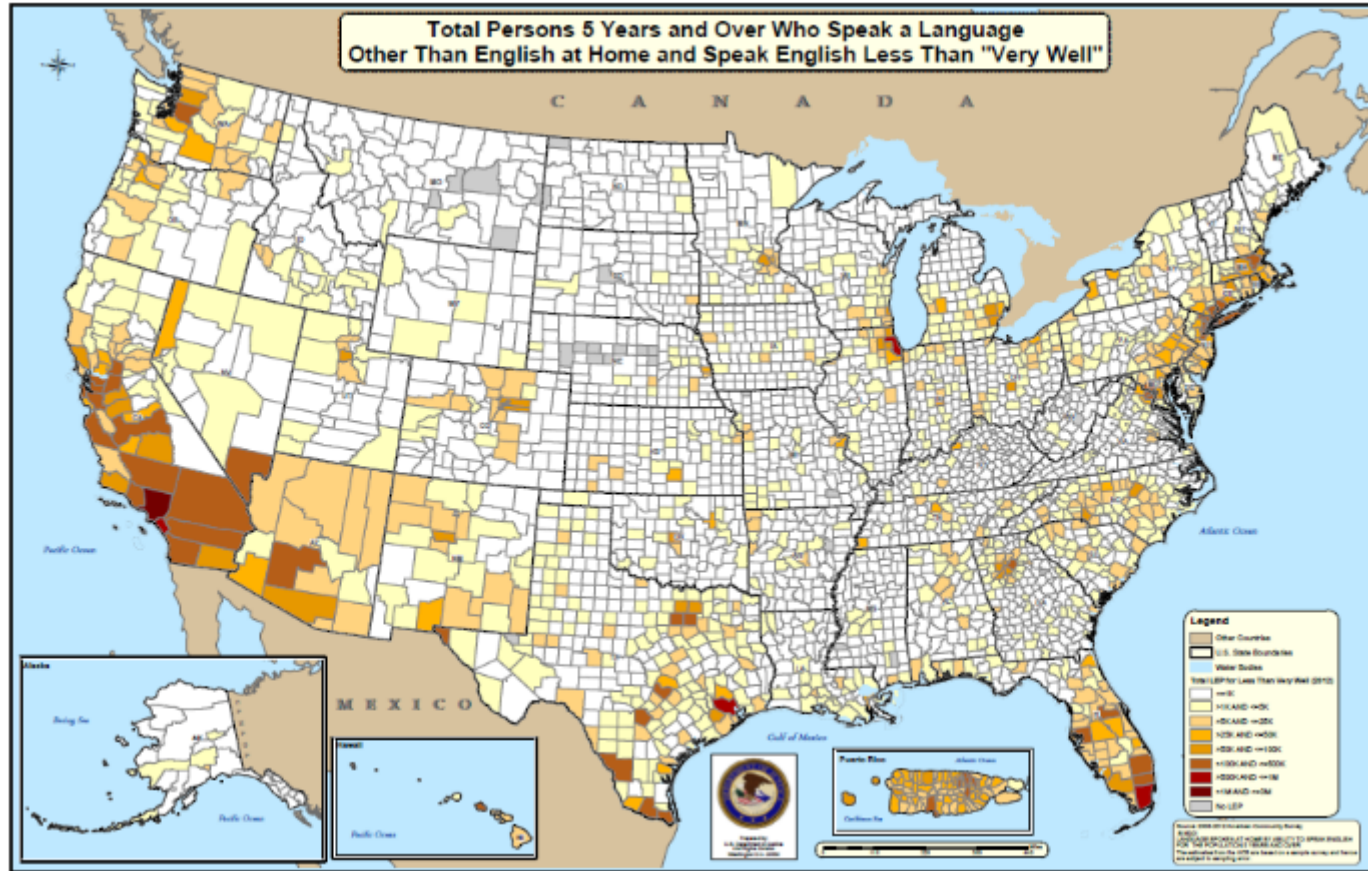
4. How many people are in your family?

3. What is your hometown?

2. What is your race?

1. First name _____ Last Name _____

Mapping Tool for Limited English Proficiency 2013



[GO TO: https://www.lep.gov/maps/index.php](https://www.lep.gov/maps/index.php)

LIMITED ENGLISH PROFICIENCY- 2013

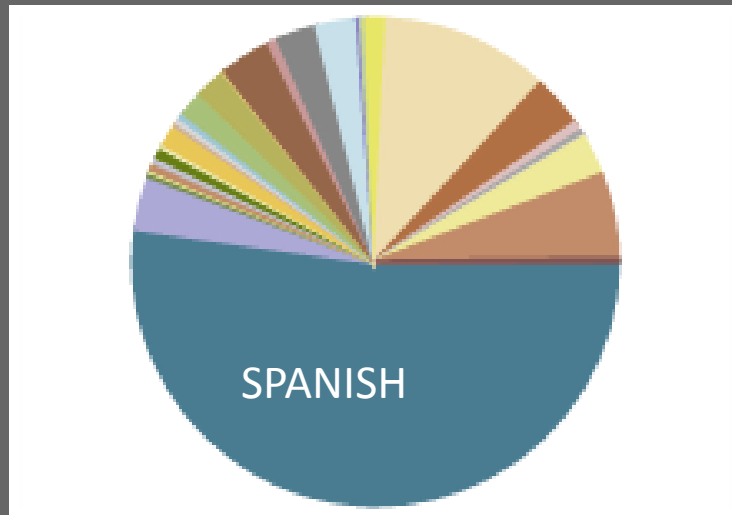
Guilford County, North Carolina

Total Population: 464,447

Total LEP: 27,202

Total LEP Percent: 5.86%


LEP Population Breakdown



Other West Germanic languages	50
Persian	96
Polish	70
Portuguese or Portuguese Creole	11
Russian	186
Scandinavian languages	0
Serbo-Croatian	391
Spanish or Spanish Creole	14204
Tagalog	174
Thai	90
Urdu	458
Vietnamese	3019
Yiddish	0

[Zoom to](#) [Switch to Table Mode](#)

Kaleidoscope of communities





Merci Beaucoup
 La shukran ala wajib
 Dank u
Thank you!
 Mahalo
 DO JEH
 A dank aych
 Grazia Arrigato
 Spasibo
 tie to
 GRACIAS
 with
 Tapadh

DANKU

© 2014 Regents of the University of Minnesota. All rights reserved.

The University of Minnesota is an equal opportunity educator and employer. In accordance with the Americans with Disabilities Act, this PowerPoint is available in alternative formats upon request. Direct requests to the Extension Store at 800-876-8636.

