

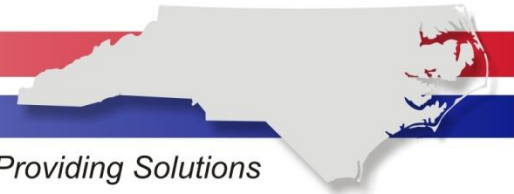
The Art of Placemaking in Community Development

Part Two: Evaluating Your Public Space

NC State University
A&T State University
**COOPERATIVE
EXTENSION**

Empowering People • Providing Solutions

Step I Review Homework Observations



Step 2

Prepare a Survey



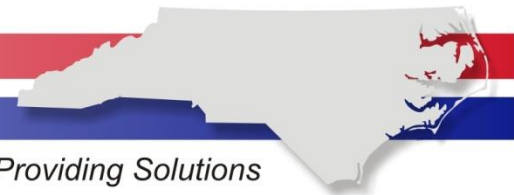
What does the community think about the idea?

How it would impact their business or residence?





What about Zoning Regulations?

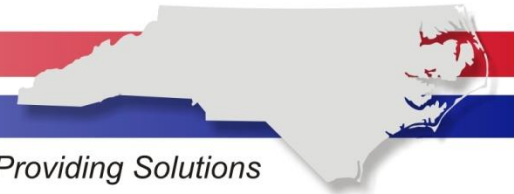



Step 3

Listen to the Community

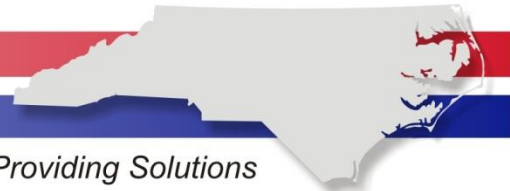
Survey the businesses near the public space.

Survey the local police, healthcare providers, schools etc.





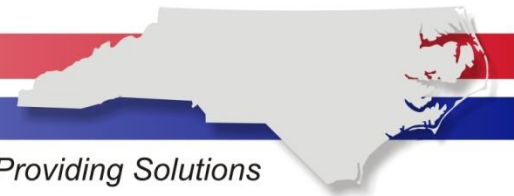
Homework



Note

Visit the Project for Public Spaces (PPS) website to see the many amazing examples of great public spaces around the world.

<http://www.pps.org/>



End of Placemaking Part Two



Created by Jackie Murphy Miller
for the NC Thrive program
[http://communitydevelopment.ces.
ncsu.edu/](http://communitydevelopment.ces.ncsu.edu/)